

Appendix 1

Journal infographics

*Data representative
of the period January –
December 2024*

■ **ecpr.eu**



Journal infographics

ecpr

The following infographics offer a statistical overview of ECPR's co-published journals.

Figures are taken from reports presented at our annual spring publications meetings.


We have made the infographics as accurate as we can while keeping them reader friendly.

However, journals and publishers record and report information in different ways, so like-for-like comparison is not always possible.

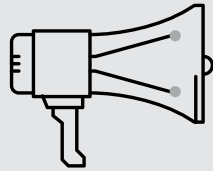
To find out more information about a journal, contact the editors directly.

Information in this document is representative of the period January – December 2024.

The publication process means that some figures may include data relating to previous years.



Online
and print



2.7

Impact Factor 2023



530,667

total downloads



6.6

CiteScore 2023

ecpr

91%
rejection
rate



European Journal of International Relations (EJIR)

Key figures: 2024

**Top 3
submitting
countries**

UK 17%
USA 14%
Germany 9%

**30
Editorial
Board
members**


of whom 37%
are female


**435
submitted
articles**



54 days

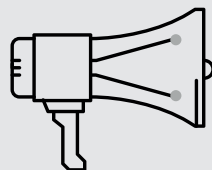
average time from submission
to editorial decision





OA welcome

75 Open
Access Articles



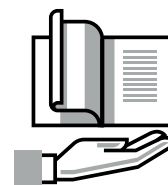
3.6

Impact Factor 2023



637,479

total full-text views



94

published
articles

ecpr

**Top 3
submitting
countries**

Germany 15%
UK 9%
Netherlands 8%



533
submitted
articles

65%
rejection
rate



**European
Journal of
Political
Research
(EJPR)**

Key figures: 2024

33%
female
published
authors



23

**Editorial
Board
members**

of whom 48%
are female




10

CiteScore 2023

67 days

average time from
submission to first
editorial decision



50 days

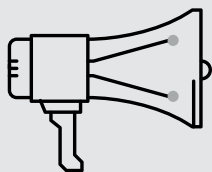
average time
from acceptance
to publication





**OA from
September
2023**

100% Open
Access Articles



2.7

Impact Factor 2023



205,150

total downloads




5.7

CiteScore 2023

ecpr

**Top 3
submitting
countries**

Germany 13%
USA 9%
Italy 8%



**224
submitted
articles**

**70%
rejection
rate**



European Political Science Review (EPSR)

Key figures: 2024

**24%
female
published
authors**




**30
Editorial
Board
members**

of whom 57%
are female


55 days

average time from
submission to
editorial decision



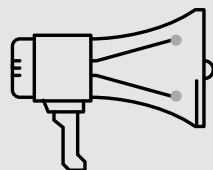
**42
articles
published**





**OA
welcome**

19% Open
Access Articles




1.3

Impact Factor 2023



198,376

total downloads



58

**published
articles**

**Top three
submitting
countries**

1 USA
2 UK
3 Portugal



126

**submitted
articles**

**88%
rejection
rate**



European Political Science (EPS)

Key figures: 2024


21

**Editorial
Board
members**

of whom 57%
are female

43%

**female
published
authors**

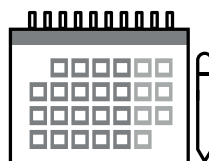


3.8

CiteScore 2023



19 days


average time
from submission to
editorial decision




21%

female
submitting
authors





**Gold Open
Access**



APC free

for authors at ECPR
member institutions



79

**published
articles**



117,099

total downloads

**Top three
downloading
countries**

1 USA
2 Germany
3 Spain


**94%
rejection
rate**



**Political
Research
Exchange
(PRX)**

Key figures: 2024

**27%
female
published
authors**



**10
Editorial
Board
members**

of whom 50%
are female




298

**submitted
articles**

41 days

average time from
submission to first
editorial decision




99%

authors would
publish with
The Loop again



217

published articles



49%

authors are early
career scholars



36

authors based
in 36 countries
worldwide

301



published authors



The Loop

Key figures: 2024



1,732

followers on BlueSky
at 31 December



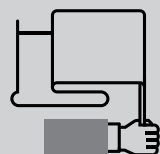
10.57m

page
impressions
(how often
someone saw a
link to The Loop
on Google)



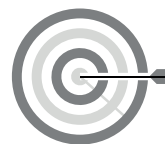
66%

authors from
ECPR member
institutions



96.5%

pitched content, up
from 94% in 2023



46%

female authors